




Apple Tree Math Mats



Preschool/Kindergarten



Directions:

I print these on cardstock and laminate for ongoing use, but you could print them on regular paper and have kids use crayons or markers also. My students use vis-à-vis pens and then wipe them with baby wipes after.

Get red or green playdough, or some sort of counter that will fit on the tens frame. Students should count the apples on the tree. Then trace the number and word, and build that many on the tens frame.

CCSS.MATH.CONTENT.K.CC.B.4

Understand the relationship between numbers and quantities; connect counting to cardinality.

CCSS.MATH.CONTENT.K.CC.B.4.A

When counting objects, say the number names in the standard order, pairing each object with one and only one number name and each number name with one and only one object.

CCSS.MATH.CONTENT.K.CC.B.4.B

Understand that the last number name said tells the number of objects counted. The number of objects is the same regardless of their arrangement or the order in which they were counted.


CCSS.MATH.CONTENT.K.CC.B.4.C

Understand that each successive number name refers to a quantity that is one larger.


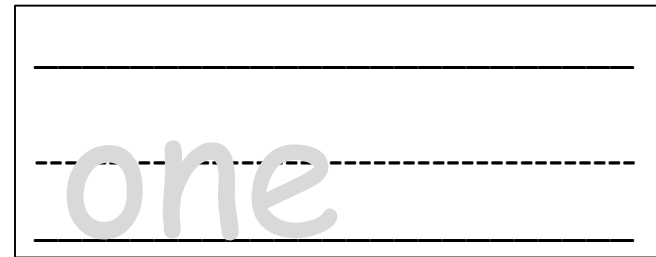
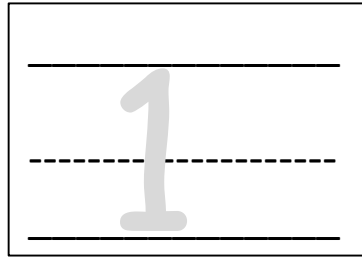

CCSS.MATH.CONTENT.K.CC.B.5

Count to answer "how many?" questions about as many as 20 things arranged in a line, a rectangular array, or a circle, or as many as 10 things in a scattered configuration; given a number from 1-20, count out that many objects.


Apple Counting Mats



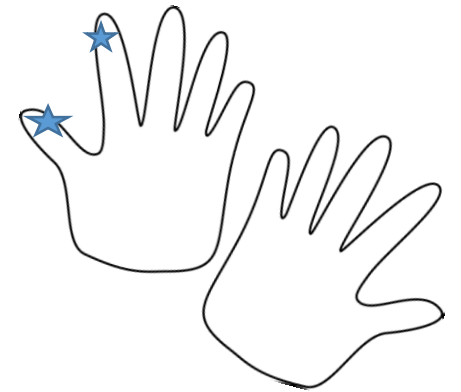
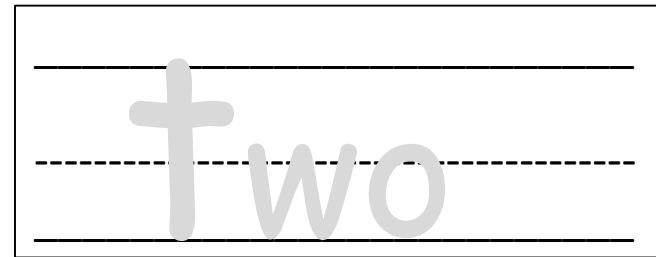
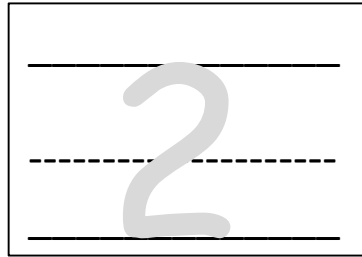

Count the apples on the tree. Show the same number on the tens frame.



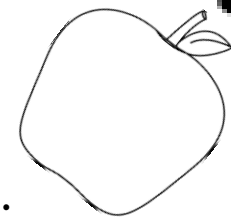
Apple Counting Mats



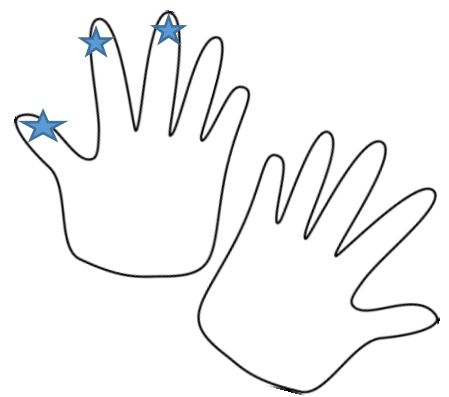

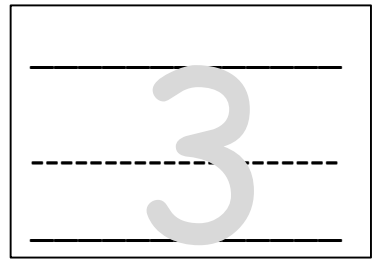

Count the apples on the tree. Show the same number on the tens frame.




Apple Counting Mats




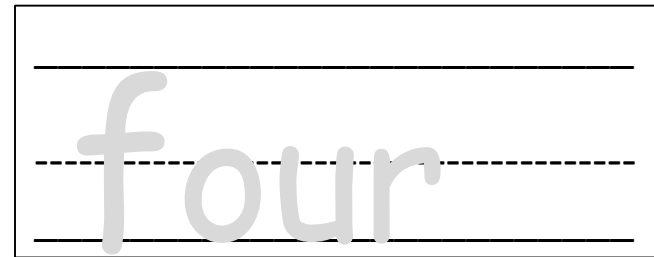
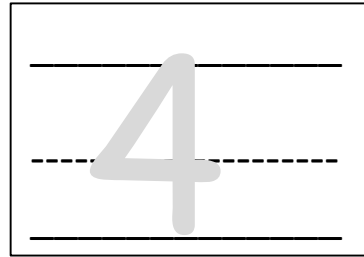

Count the apples on the tree. Show the same number on the tens frame.




Apple Counting Mats





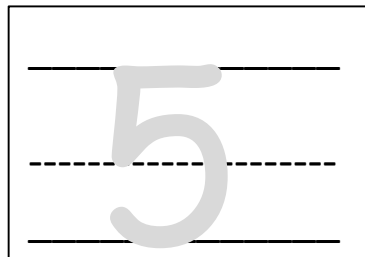

Count the apples on the tree. Show the same number on the tens frame.



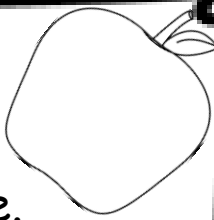
Apple Counting Mats



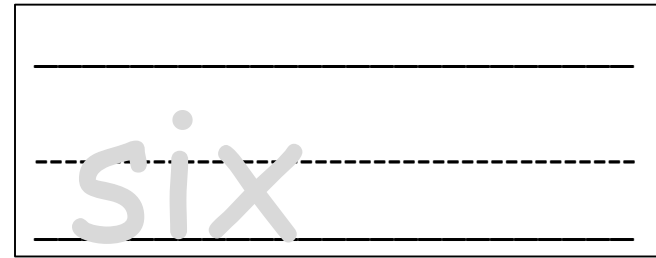
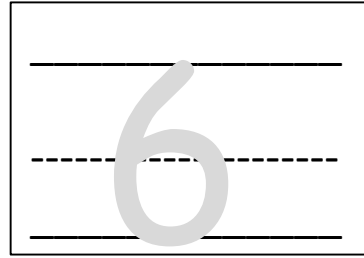

Count the apples on the tree. Show the same number on the tens frame.



Apple Counting Mats




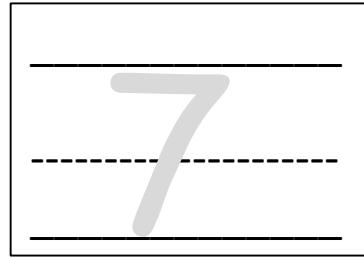

Count the apples on the tree. Show the same number on the tens frame.



Apple Counting Mats


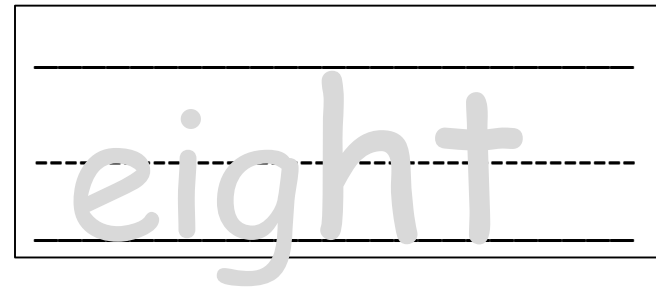
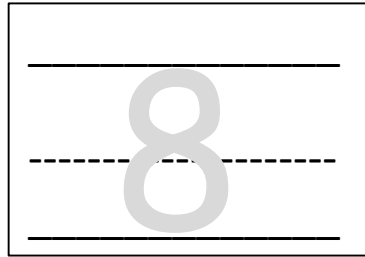




Count the apples on the tree. Show the same number on the tens frame.



Apple Counting Mats

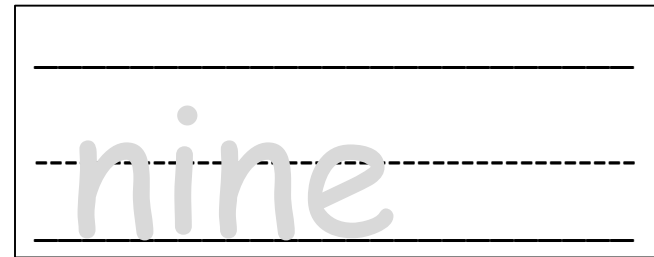
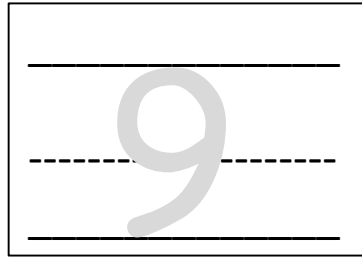

Count the apples on the tree. Show the same number on the tens frame.



Apple Counting Mats




Count the apples on the tree. Show the same number on the tens frame.



Apple Counting Mats

Count the apples on the tree. Show the same number on the tens frame.



10

ten



Thanks to:

<http://www.mycutegraphics.com/>

*My*CuteGraphics